

**FABBRICANO  
CERAMICHE**

AN ITALIAN ARCHITECTURAL FABRIC



**NEW ARRIVALS  
1200X1800MM**









Avanie  
**Marble**


**1200x1800mm**

**PGVT**









Balsamia  
**White**



**1200x1800mm**

**PGVT**









Classo  
**Bianco**

**1200x1800mm**

**PGVT**







Crema  
**Marfil**

**1200x1800mm**

**PGVT**










Dorma  
**Fantastico**

**1200x1800mm**

**PGVT**







Lea  
**Stone Ivory**


**1200x1800mm**

**PGVT**









Mateo  
**Crema**

**1200x1800mm**

**PGVT**









Ultron  
**Crema**

**1200x1800mm**

**PGVT**







Statuario  
**Luminous**


**1200x1800mm**

**PGVT**









Sarren  
**White**

**1200x1800mm**

**PGVT**









Sarren  
**Crema**

**1200x1800mm**

**PGVT**











Bruna  
**Beige**

1200x1800mm

**PGVT**







Cent  
**Carara**

**1200x1800mm**

**PGVT**











**Piedra**

**1200x1800mm**

**PGVT**







Torcylano  
**Bianco**

**1200x1800mm**

---

**PGVT**









Stonex  
**Band**

**1200x1800mm**

**Matt**









**Rociado**

**1200x1800mm**

**Matt**









Neom  
**Light Brown**

**1200x1800mm**

**Matt**









Florim  
**Grey**

**1200x1800mm**

**Matt**









Formetto  
**Grey**


**1200x1800mm**

**Matt**









Formetto  
**Celeste**

**1200x1800mm**

**Matt**









Grey  
**Brighting**

**1200x1800mm**

**High Gloss**









Verona  
**Grey**

**1200x1800mm**  
**High Gloss**









Piatra  
**Dark**

**1200x1800mm**

**High Gloss**









Minstone  
**Gris**

**1200x1800mm**  
**High Gloss**









Cloudex  
**Onyx**


**1200x1800mm**

**High Gloss**










Alma  
**Bliss**

**1200x1800mm**  
**HIGH GLOSS**












Simona  
**Moka**

**1200x1800mm**  
**Dark High Gloss**









Zelmira  
**Black**

**1200x1800mm**  



---

**Dark High Gloss**










Fabbricano  
**Gris**

1200x1800mm  
Dark High Gloss










Orsino  
**Silver**

**1200x1800mm**  
**Dark High Gloss**









Elenta  
**Grey**

**1200x1800mm**  

---

**Dark High Gloss**










Fiore  
**Stone Dark**

**1200x1800mm**  
**Dark High Gloss**









Fabbricano  
**Black**


1200x1800mm

**Carving**

















Fabbricano  
**Almond**

1200x1800mm

**Carving**










Fabbricano  
**Dove**

**1200x1800mm**

**Carving**









Alexandra  
**Dark Grey**

**1200x1800mm**  
**Carving**









Zion  
**Gris**

**1200x1800mm**

**Frost**









Sutton  
**Grey**


**1200x1800mm**

**Frost**









Elenta  
**Grey**

**1200x1800mm**

**Frost**









Endmatch  
**Grey**

**1200x1800mm**

**Frost**









Minstone  
**Gris**

**1200x1800mm**

**Frost**



# Technical Specification

Characteristics	Test Method		B1a Std Values		Fabbricano Values	
Dimensions and surface quality	ISO 13006:2012(E)	IS 15622-2017, Group B1a, E ≤ 0.08 %	%	MM	%	MM
Deviation in Length	ISO 10545-2	IS 13630 -Part-1	± 0.6%	± 2.0 MM	± 0.03%	± 0.50 MM
Deviation in Width	ISO 10545-2	IS 13630 -Part-1	± 0.6%	± 2.0 MM	± 0.03%	± 0.50 MM
Deviation in Width	ISO 10545-2	IS 13630 -Part-1	± 0.6%	± 2.0 MM	± 0.03%	± 0.50 MM
Deviation in Thickness	ISO 10545-2	IS 13630 -Part-1	± 5.0 %	± 0.5 MM	± 3.50%	± 0.30 MM
Streightness of sides	ISO 10545-2	IS 13630 -Part-1	± 0.5%	± 1.5 MM	± 0.02%	± 0.35 MM
Rectangularity	ISO 10545-2	IS 13630 -Part-1	± 0.5%	± 2.0 MM	± 0.05%	± 0.90 MM
Surface Flatness	ISO 10545-2	IS 13630 -Part-1	± 0.5%	± 2.0 MM	± 0.06%	± 1.20 MM
Surface Quality 95% Free from visible defects	ISO 10545-2	IS 13630 -Part-1	95%		Conform	
<b>Physical property</b>						
WA %	ISO 10545-3	IS 13630 -Part-2	Eb ≤ 0.5 % Individual maximum 0.6 %		≤ 0.08%	
MOR N/MM <sup>2</sup>	ISO 10545-4	IS 13630 -Part-6	Min 35 Indi min 32		Min 42 Indi min 32	
Breaking Strength N ForThick >7.5 MM)	ISO 10545-4	IS 13630 -Part-6	>1300		>2000 (On 600X600)	
Impact Resistance- Co-Efficientof	ISO 10545-5	IS 13630 -Part-14	Not compulsory		>0.55	
Deep Abrasion Resistance For unglazed tiles	<b>ISO 10545-6</b>	<b>IS 13630 -Part-12</b>	<b>Max 175 MM<sup>3</sup></b>		<b>Only For Unglazed tiles</b>	
Resistance to surface abrasion - glazed tiles	ISO 10545-7	IS 13630 -Part-11, Class-2	Report Abration Class		Min. Class 3 or as per product required	
Co-Efficient of linear Thermal Expansion	ISO 10545-8	IS 13630 -Part-4	Ambient to 100°C		Max 6X10 <sup>-6</sup>	
Thermal Shock Resistance 15/145 °C 10 Cycle	ISO 10545-9	IS 13630 -Part-5	Not compulsory		10 Cycle min	
Moisture Expansion MM/M	ISO 10545-10	IS 13630 -Part-3	Not compulsory		Max 0.02 MM/M	
Resistance to Crazing	ISO 10545-11	IS 13630 -Part-9	Required		4 Cycle Pass, @ 7.5 Kg Steam Pressure	
Frost Resistance	ISO 10545-12	IS 13630 -Part-10	Required		Conform	
Resistance to household chemicals and swimming pool salts: Glazed tiles	ISO 10545-13	IS 13630 -Part-7	Min GB		Min GB	
Scratch Hardness of Surface	IS 13630-13	IS 13630 -Part-13	Min 5		Min 5, or as required	
Bulk Density Gm/CC		IS 13630 -Part-2	2.20 Min		>2.25	
<b>Chemical property</b>						
Resistance to Stain Glazed Tiles	ISO 10545-14	IS 13630 -Part-8, Class 1	Min Class 3		Conform	
Lead and cadmium release- glazed tiles	ISO 10545-15		Not compulsory		Not compulsory	
Small Colour Differences	ISO 10545-16		Not compulsory/ Plain coloured		Not compulsory/ Plain coloured tiles	

## Packing Detail

Size	Pic/Box	Weight (Approx)	Thickness (Approx)	SQ./ Box
1200x1800	2	90 Kg	9mm	46.50



