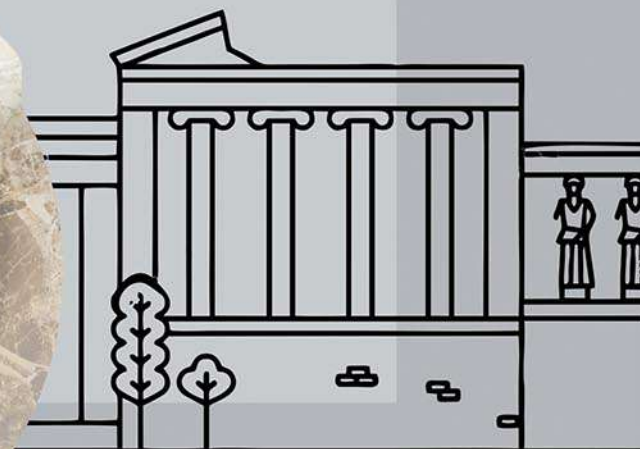



600x1200mm | PGVT
High Glossy Series




HIGH
Glossy

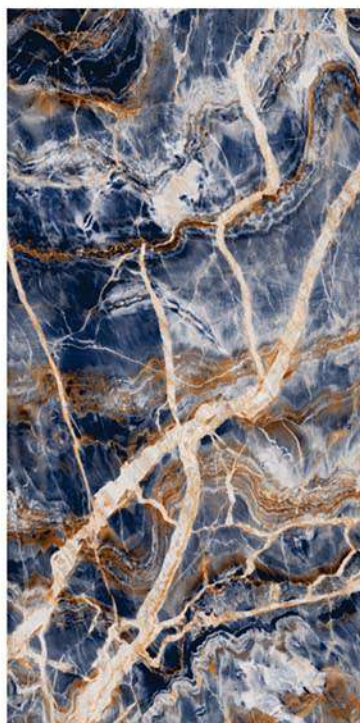

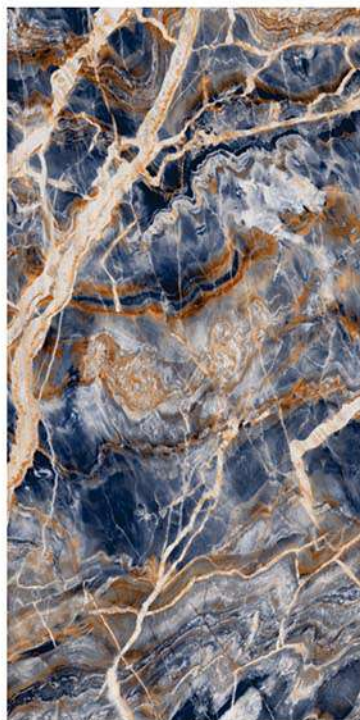

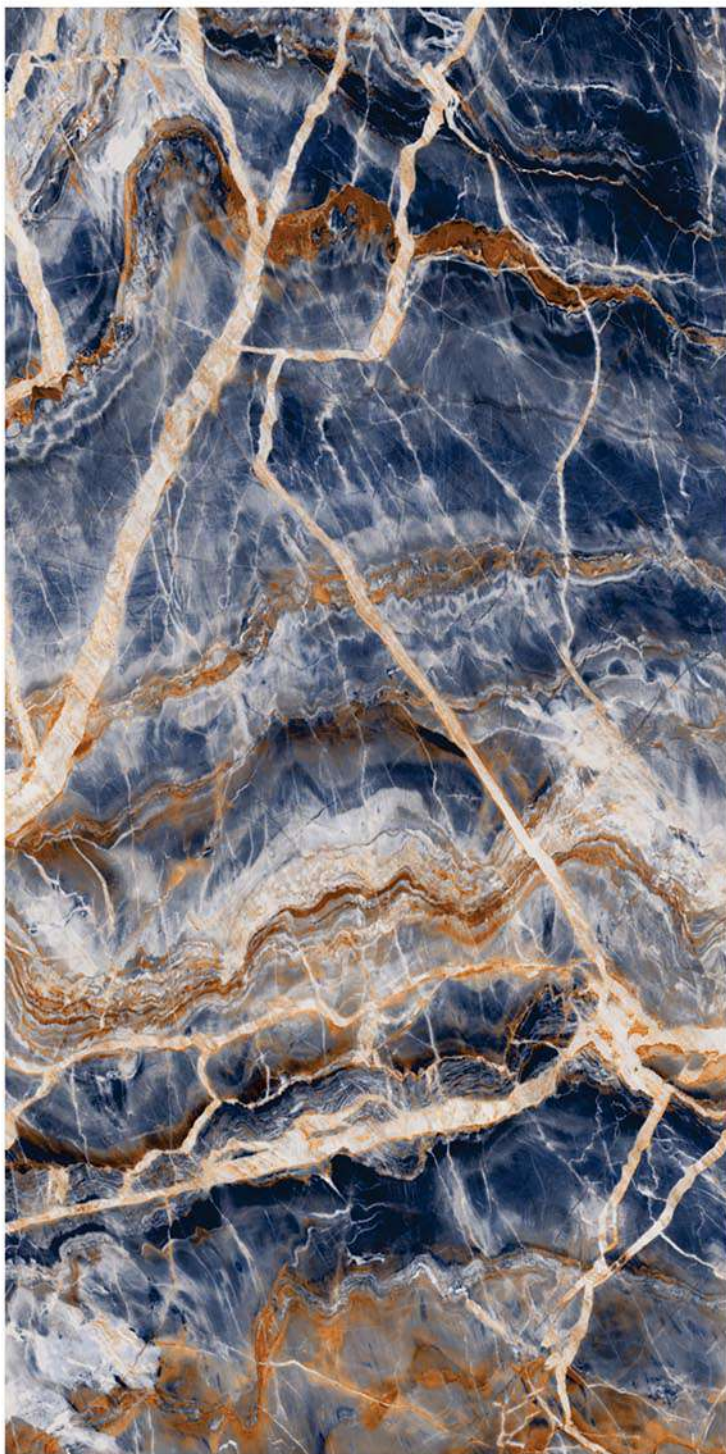


**astrus
blue**



**600x
1200mm**







astrus blue

600x
1200mm




 Finish: **HIGH GLOSS**






astrus
blue

**cosmic
blue**



**600x
1200mm**






cosmic blue

600x
1200mm



 Finish: **HIGH GLOSS**



HIGH STRENGTH




ECO FRIENDLY



RANDOM DESIGN




LOW MAINTENANCE







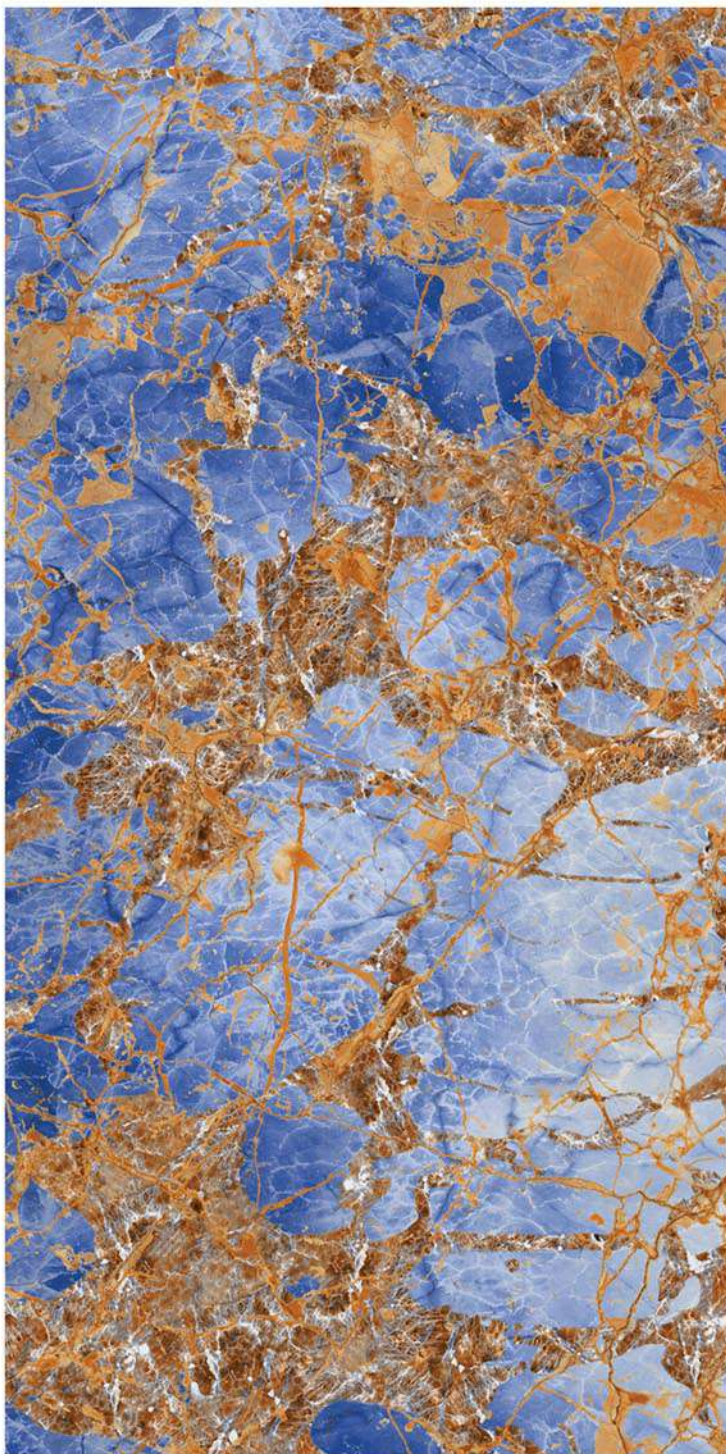
cosmic
blue

**botanic
blue**




**600x
1200mm**







botanic blue

600x
1200mm



 Finish: **HIGH GLOSS**





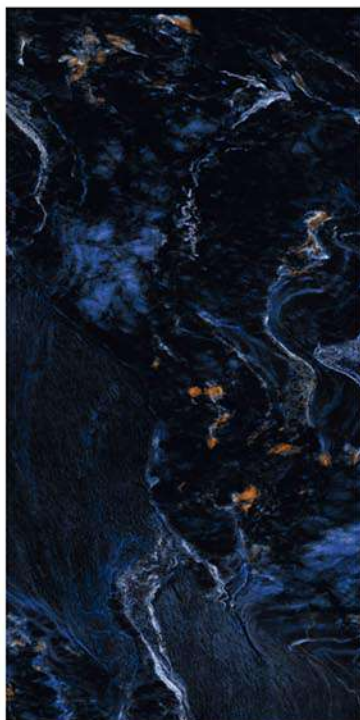
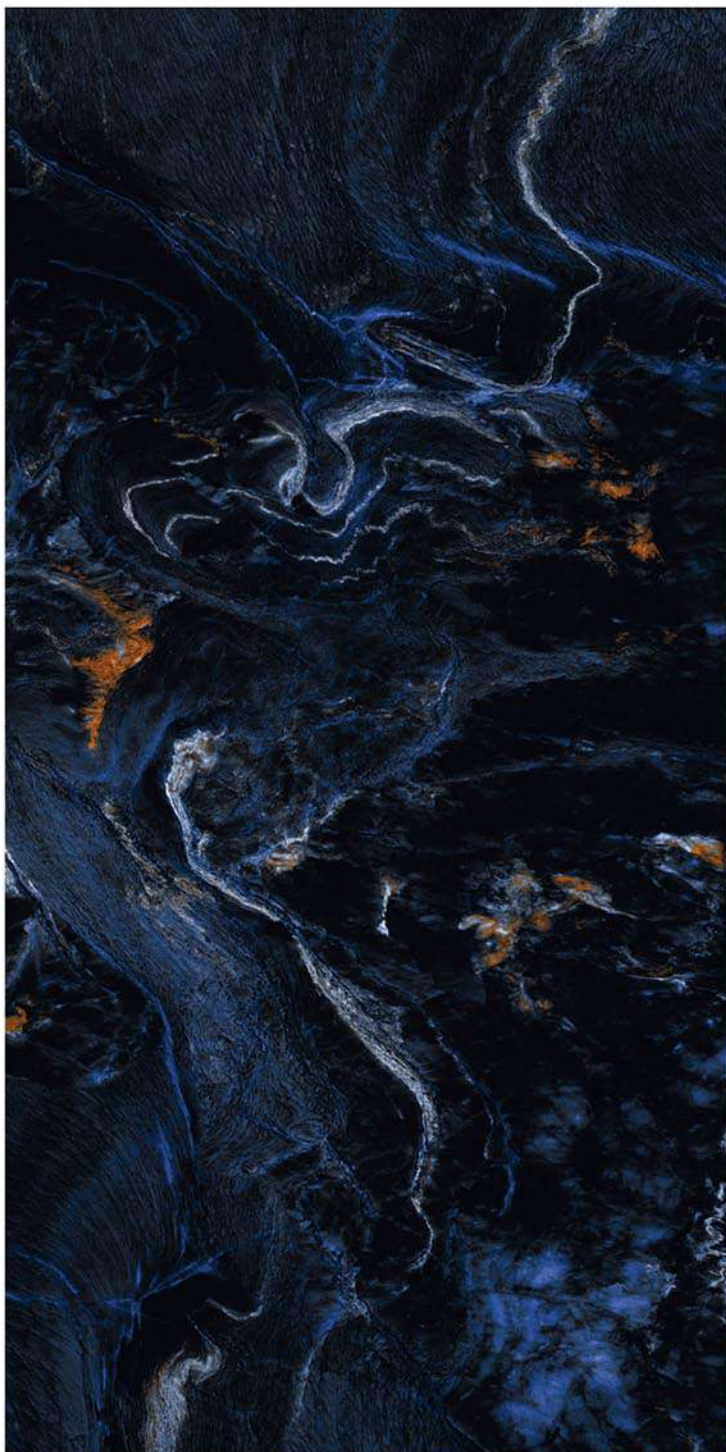
botanic
blue

**luxuria
black**



**600x
1200mm**






luxuria black

600x
1200mm



 Finish: **HIGH GLOSS**



HIGH STRENGTH



ECO FRIENDLY



RANDOM DESIGN



LOW MAINTENANCE



luxuria
black

frappucino
blue



600x
1200mm







frappuccino blue

600x
1200mm





 Finish: **HIGH GLOSS**

 HIGH STRENGTH

 ECO FRIENDLY

 RANDOM DESIGN

 LOW MAINTENANCE



frappucino
blue

**frappucino
brown**



**600x
1200mm**







frappuccino brown

600x
1200mm




 Finish: **HIGH GLOSS**







frappucino
brown

galaxy
marble



600x
1200mm





galaxy marble

600x
1200mm



Finish: **HIGH GLOSS**



HIGH STRENGTH



ECO FRIENDLY



RANDOM DESIGN




LOW MAINTENANCE








galaxy
marble

**blue
bahia**



**600x
1200mm**






blue bahia

600x
1200mm




 Finish: **HIGH GLOSS**

 HIGH STRENGTH

 ECO FRIENDLY

 RANDOM DESIGN

 LOW MAINTENANCE



blue
bahia

**endeavour
blue**



**600x
1200mm**







endeavour blue

600x
1200mm




 Finish: **HIGH GLOSS**






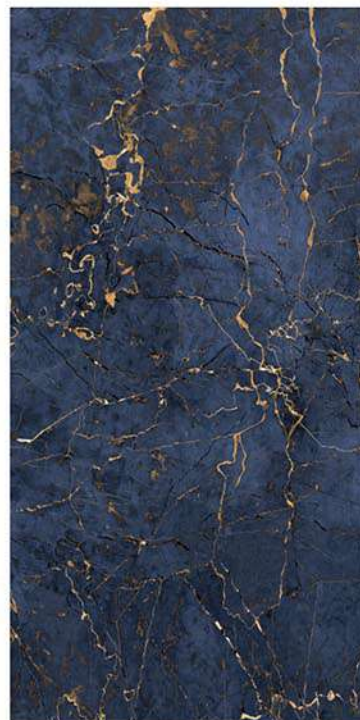


endeavour
blue

**infinity
blue**



**600x
1200mm**






infinity blue

600x
1200mm



 Finish: **HIGH GLOSS**



HIGH STRENGTH




ECO FRIENDLY



RANDOM DESIGN



LOW MAINTENANCE




infinity
blue

**infinity
brown**



**600x
1200mm**






infinity brown

600x
1200mm



 Finish: **HIGH GLOSS**

 HIGH STRENGTH

 ECO FRIENDLY


 RANDOM DESIGN

 LOW MAINTENANCE




infinity
brown

**martian
grey**



**600x
1200mm**








martian grey

600x
1200mm




 Finish: **HIGH GLOSS**





martian
grey

**martian
blue**



**600x
1200mm**






martian blue

600x
1200mm



 Finish: **HIGH GLOSS**



HIGH STRENGTH



ECO FRIENDLY



RANDOM DESIGN



LOW MAINTENANCE



martian
blue

**martian
brown**



**600x
1200mm**






martian brown

600x
1200mm




 Finish: **HIGH GLOSS**

 HIGH STRENGTH

 ECO FRIENDLY

 RANDOM DESIGN

 LOW MAINTENANCE



**martian
brown**

**portro
black**



**600x
1200mm**






portro black

600x
1200mm



 Finish: **HIGH GLOSS**



HIGH STRENGTH



ECO FRIENDLY



RANDOM DESIGN



LOW MAINTENANCE



portro
black

600x1200mm
Carving Series



carving

emotions
for your
home...



EASTRIVER
CREMA





EAST RIVER CREMA



600x
1200mm



● Finish: **CARVING**







EASTRIVER
WHITE





† EAST RIVER
WHITE



600x
1200mm



● Finish: **CARVING**





EAST RIVER
WHITE



LYON
BROWN





LYON BROWN



600x
1200mm



● Finish: **CARVING**





LYON
BROWN



LYON
SILVER





LYON
SILVER



600x
1200mm



● Finish: **CARVING**







MAVERIK
CREMA






† MAVERIK
CREMA



600x
1200mm



● Finish: **CARVING**





LIVE SIMPLY.
DREAM BIG.
BE GRATEFUL.
GIVE LOVE.
LAUGH LOTS.

CAFE latte
2oz ESPRESSO
STEAMED
MILK 10 oz
MILK FOAM

MOO
ESPRESSO
2oz
CHOCOLATE
STEAMER
MILK



OPERA
GRAPHITE






† OPERA
GRAPHITE



600x
1200mm



● Finish: **CARVING**







OPERA
WHITE





† OPERA
WHITE



600x
1200mm



● Finish: **CARVING**







ORIYAN
WHITE





ORIYAN WHITE



600x
1200mm



● Finish: **CARVING**







OVIE
ROOTS WHITE





OVIE ROOTS WHIT L



600x
1200mm



● Finish: **CARVING**







PERSEO
CARRARA





PERSEO CARRARA



**600x
1200mm**



● Finish: **CARVING**







ROSALIA
BLOND





ROSALIA BLOND



**600x
1200mm**



● Finish: **CARVING**







BAZZANO
CHOCO





BAZZANO CHOCO



600x
1200mm



● Finish: **CARVING**





BAZZANO
OAK





BAZZANO OAK



600x
1200mm




● Finish: **CARVING**





BLESSAN
GREY





BLESSAN GREY



**600x
1200mm**



● Finish: **CARVING**





BLESSAN
WHITE









BLESSAN WHITE



**600x
1200mm**



● Finish: **CARVING**





ERAMOSA
CREMA





† ERAMOSA
CREMA

600x
1200mm



● Finish: **CARVING**





ERAMOSA
GREY





ERAMOSA GREY



**600x
1200mm**




● Finish: **CARVING**





KIONIA
GREY







KIONIA GREY



600x
1200mm



● Finish: **CARVING**





NORDIKWOOD
CREZO






NORDIKWOOD CREZO



**600x
1200mm**



● Finish: **CARVING**





NORDIKWOOD
GREY





NORDIKWOOD GREY



**600x
1200mm**



● Finish: **CARVING**





NORDIKWOOD
MAPLE





NORDIKWOOD MAPLE



600x
1200mm



● Finish: **CARVING**





NORWICH
CARRARA





NORWICH CARRARA



600x
1200mm



● Finish: **CARVING**





REGOLITH
GREY





REGOLITH GREY



**600x
1200mm**




● Finish: **CARVING**





SNOWDANIA
GREY





SNOWDANIA GREY



**600x
1200mm**



● Finish: **CARVING**





SNOWDANIA
SILVER






SNOWDANIA SILVER



**600x
1200mm**



● Finish: **CARVING**





ALBANY
STATUARIO





ALBANY STATUARIO



600x
1200mm



● Finish: **CARVING**







ALBURY
GREY





ALBURY
GREY



600x
1200mm



● Finish: **CARVING**







BANGO
WHITE





† BANGO
WHITE

600x
1200mm



● Finish: **CARVING**





600x1200mm | GVT
Matt Series

matt
series



**marvel
stone white**

**600x
1200mm**



marvel stone white

600x
1200mm



● Finish: **MATT**



HIGH STRENGTH



ECO FRIENDLY



RANDOM DESIGN



LOW MAINTENANCE



marvel stone
white & grey

marvel
stone grey



600x
1200mm



marvel stone grey

600x
1200mm



● Finish: **MATT**



HIGH STRENGTH



ECO FRIENDLY



RANDOM DESIGN



LOW MAINTENANCE



marvel stone
white & grey

**marvel
stone crema**

**600x
1200mm**



marvel stone crema

600x
1200mm



● Finish: **MATT**



HIGH STRENGTH



ECO FRIENDLY



RANDOM DESIGN



LOW MAINTENANCE



marvel stone
crema & bronze

**marvel
stone bianco**

**600x
1200mm**




marvel stone bianco

600x
1200mm



● Finish: **MATT**



HIGH STRENGTH



ECO FRIENDLY



RANDOM DESIGN



LOW MAINTENANCE




marvel stone
bianco

**marvel
stone choco**



**600x
1200mm**





marvel stone choco

600x
1200mm



● Finish: **MATT**



HIGH STRENGTH



ECO FRIENDLY



RANDOM DESIGN



LOW MAINTENANCE



marvel stone
choco

**sandy
white**

**600x
1200mm**





sandy
white

600x
1200mm



● Finish: **MATT**





sandy
white

**sandy
grey**



**600x
1200mm**



sandy grey

600x
1200mm



● Finish: **MATT**



HIGH STRENGTH



ECO FRIENDLY



RANDOM DESIGN



LOW MAINTENANCE



sandy
grey

**sandy
gold**

**600x
1200mm**



sandy gold

600x
1200mm



● Finish: **MATT**

 HIGH STRENGTH

 ECO FRIENDLY

 RANDOM DESIGN

 LOW MAINTENANCE



sandy
gold

**rocker
grafite**



**600x
1200mm**




rocker grafite

600x
1200mm



● Finish: **MATT**





rocker
grafite

**rocker
grey**

**600x
1200mm**





rocker grey

600x
1200mm



● Finish: **MATT**



HIGH STRENGTH



ECO FRIENDLY



RANDOM DESIGN



LOW MAINTENANCE




rocker
grey & black

**rocker
black**

**600x
1200mm**





rocker black

600x
1200mm



● Finish: **MATT**



HIGH STRENGTH



ECO FRIENDLY



RANDOM DESIGN



LOW MAINTENANCE



rocker
black

**rocker
ivory**

**600x
1200mm**



rocker ivory

**600x
1200mm**



● Finish: **MATT**



HIGH STRENGTH



ECO FRIENDLY



RANDOM DESIGN



LOW MAINTENANCE



rocker
ivory & choco

**rocker
bronze**

**600x
1200mm**



rocker bronze

600x
1200mm



● Finish: **MATT**



HIGH STRENGTH



ECO FRIENDLY



RANDOM DESIGN



LOW MAINTENANCE



rocker
bronze

**norman
bianco**

**600x
1200mm**



norman bianco

600x
1200mm



● Finish: **MATT**



HIGH STRENGTH



ECO FRIENDLY



RANDOM DESIGN




LOW MAINTENANCE



norman
bianco & grey

**norman
grey**

**600x
1200mm**





norman grey

600x
1200mm



● Finish: **MATT**



HIGH STRENGTH



ECO FRIENDLY



RANDOM DESIGN



LOW MAINTENANCE



norman
bianco & grey

600x1200mm | GVT

Wood (Matt) Series

The image features a large, stylized letter 'W' in the background, composed of a dark grey wood grain texture. In the foreground, there are two horizontal wooden elements: a smooth, dark grey wood plank on the left and a rough, cracked, light grey wood bark piece on the right. A small, dark, leafy branch is positioned over the smooth wood plank. The text 'WOOD' is written in large, white, bold, sans-serif capital letters across the smooth wood plank, and the word 'series' is written in a smaller, white, lowercase, sans-serif font below it.

WOOD
series



dreamwood
silver



600x
1200mm





dreamwood silver



**600x
1200mm**



 Finish: **WOOD (Matt)**



HIGH STRENGTH



ECO FRIENDLY



RANDOM DESIGN



LOW MAINTENANCE





dreamwood
davygrey



600x
1200mm






dreamwood davygrey



600x
1200mm



 Finish: **WOOD (Matt)**



HIGH STRENGTH



ECO FRIENDLY



RANDOM DESIGN



LOW MAINTENANCE






dreamwood
natural



600x
1200mm






dreamwood natural



**600x
1200mm**



 Finish: **WOOD (Matt)**



HIGH STRENGTH



ECO FRIENDLY



RANDOM DESIGN



LOW MAINTENANCE





ironwood
black



600x
1200mm





ironwood black



600x
1200mm



 Finish: **WOOD (Matt)**



HIGH STRENGTH



ECO FRIENDLY



RANDOM DESIGN



LOW MAINTENANCE





ironwood
olive



600x
1200mm





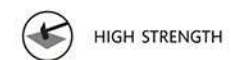
ironwood olive



600x
1200mm



 Finish: **WOOD (Matt)**



HIGH STRENGTH



ECO FRIENDLY



RANDOM DESIGN



LOW MAINTENANCE





santorini
maple



600x
1200mm





santorini maple



600x
1200mm



 Finish: **WOOD (Matt)**



HIGH STRENGTH



ECO FRIENDLY



RANDOM DESIGN



LOW MAINTENANCE





santorini
tan



600x
1200mm





santorini tan



**600x
1200mm**



 Finish: **WOOD (Matt)**



HIGH STRENGTH



ECO FRIENDLY



RANDOM DESIGN



LOW MAINTENANCE





santorini
wenge



600x
1200mm





santorini wenge



600x
1200mm



Finish: **WOOD (Matt)**



HIGH STRENGTH



ECO FRIENDLY



RANDOM DESIGN



LOW MAINTENANCE





sandalwood
dark brown



600x
1200mm





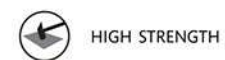
sandalwood dark brown



**600x
1200mm**



 Finish: **WOOD (Matt)**



HIGH STRENGTH



ECO FRIENDLY



RANDOM DESIGN



LOW MAINTENANCE



 sandalwood
dark brown



sandalwood
palewheat



600x
1200mm



sandalwood palewheat



600x
1200mm




 Finish: **WOOD (Matt)**

 HIGH STRENGTH

 ECO FRIENDLY

 RANDOM DESIGN

 LOW MAINTENANCE







pinewood



600x
1200mm





pinewood



600x
1200mm



Finish: **WOOD (Matt)**



HIGH STRENGTH



ECO FRIENDLY



RANDOM DESIGN



LOW MAINTENANCE





palmwood
honey



600x
1200mm





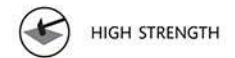
palmwood honey



**600x
1200mm**



 Finish: **WOOD (Matt)**



HIGH STRENGTH



ECO FRIENDLY



RANDOM DESIGN



LOW MAINTENANCE





oakwood
almond



600x
1200mm






oakwood almond



**600x
1200mm**



 Finish: **WOOD (Matt)**

 HIGH STRENGTH

 ECO FRIENDLY

 RANDOM DESIGN

 LOW MAINTENANCE





oakwood
brown



600x
1200mm





oakwood brown



**600x
1200mm**




 Finish: **WOOD (Matt)**

 HIGH STRENGTH

 ECO FRIENDLY

 RANDOM DESIGN

 LOW MAINTENANCE



Technical Specifications

CHARACTERISTICS	STANDARD AS PER ISO-13006/EN14411 GROUP BIA	OUR VALUE OF PGVT	OUR VALUE OF GVT	TEST METHOD
REGULATORY PROPERTIES				
Deviation in length & width	±0.5 %	±0.1 %	±0.1 %	ISO-10545-2
Deviation in thickness	±5.0 %	±4.0 %	±4.0 %	ISO-10545-2
Straightness in side	±0.5 %	±0.1 %	±0.1 %	ISO-10545-2
Rectangularity	±0.6 %	±0.1 %	±0.1 %	ISO-10545-2
Surface flatness	±0.5 %	±0.2 %	±0.2 %	ISO-10545-2
Color difference	Unaltered	No change	No change	ISO-10545-16
Glossiness	As per mfg.	Min. 90%	Min. 4%	GLOSSOMETER
SURFACE MECHANICAL PROPERTIES				
Water absorption	< 0.50 %	< 0.05 %	< 0.05 %	ISO-10545-3
Apparent density	> 2.0 g/cc	> 2.10 g/cc	> 2.10 g/cc	DIN 51082
MASSIVE MECHANICAL PROPERTIES				
Modulus of rupture	Min. 35 N/mm ²	Min. 40 N/mm ²	Min. 40 N/mm ²	ISO-10545-4
Breaking strength	Min. 1300 N	Min. 2000 N	Min. 2000 N	ISO-10545-4
Impact resistance	as per mfg.	Min. 0.55	Min. 0.55	ISO-10545-5
SURFACE MECHANICAL PROPERTIES				
Surface abrasion resistance	as per mfg.	Min. Class-3	Min. Class-4	ISO-10545-7
MOH's hardness	as per mfg.	Min. 4	Min. 5	EN 101
THERMO HYDROMETRIC PROPERTIES				
Frost resistance	No damage	No damage	No damage	ISO-10545-12
Thermal shock resistance	No damage	No damage	No damage	ISO-10545-9
Moisture expansion	Nil	Nil	Nil	ISO-10545-10
Thermal expansion (COE)	Max. 9.0x10 ⁻⁶	Max. 6.5x10 ⁻⁶	Max. 6.5x10 ⁻⁶	ISO-10545-8
Crazing resistance	as per mfg.	Min. 10 Cycle	Min. 10 Cycle	ISO-10545-11
CHEMICAL PROPERTIES				
Chemical resistance	No damage	No damage	No damage	ISO-10545-13
Stain resistance	Resistant	Resistant	Resistant	ISO-10545-14
SAFETY PROPERTIES				
Slip resistance	as per mfg.	> 0.40	> 0.40	ISO-10545-17
Fire resistance	as per mfg.	Fireproof	Fireproof	N. A.
Lead & Cadmium given off by glazed tiles	as per mfg.	Doesn't yield Pb & Cd	Doesn't yield Pb & Cd	ISO-10545-15

Packing Details

Sr. No.	Size	Pieces / Box	Area / Box (approx*)
1	600x1200 mm	2pcs.	1.44 sq. mtr.

Cutting Specifications

Cutting with disk

In order to do a correct cutting into one slab 12mm (1/2") it is recommended the use of segmented cutting disks and specifications as described below.

Disk diameter	RPM	Cutting speed (m/min)-(feet/min)
300 mm - 12"	2600 rpm	1/2 m/min - 4 feet/min
350 mm - 14"	2300 rpm	1/2 m/min - 4 feet/min
400 mm - 16"	1900 rpm	1/2 m/min - 4 feet/min

To ensure correct finishes, it is recommended lowering the speed at both ends to 25% 0.3m/min - 1 feet/min. If the cutting also requires beveling it is also recommend to slow the speed in the cutting path to 0.6 m/min - 2feet/min.

In order to avoid stress into the slab, it is imperative the use of cutting surfaces that are perfectly levelled and good disk refrigeration. The disk must have a direct application to the cutting edge with refrigeration liquid or water during all the operation.

For inner cutting, as it has been said before, is mandatory the prior drilling at the corners to ensure a 5mm - 3/16" radius. Therefore, the drill must have 10 mm - 6/16" diameter or more.

Water jet cutting

Before starting the waterjet cutting it is advisable to secure the surface and check the flatness of the slab on the support structure for cutting.

Unless necessary (Ex. to create a cavity), the cut must begin and finish outside the slab, always respecting 50 mm - 2" of perimeter during the cutting to avoid accumulation of stresses. The pressure should not exceed 4000 bar and the linear cutting speed should be around 0.6 m / min - 2 feet / min

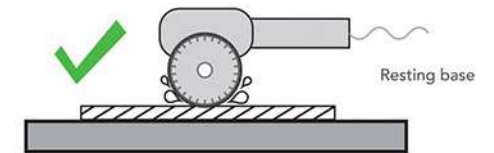
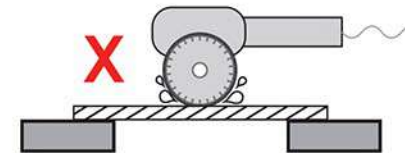
As long as the technical capacity of the cutting machine allows it, it is advisable to finish all the cuts towards the edge of the slab and avoid all the endings at the central area of the slab.

Cutting stresses

In order to minimize the residual stresses in a slab it is advisable, regardless of the cutting method employed, to remove 25 mm - 1" from the total perimeter of the slab.

This not only mitigates the future stresses but also eliminates all possible stress that the material has accumulated during its manufacture, handling or transport until is finally done any operation into the slab.

Cutting



Drilling

